




LoLift



Drop-in and go
The Pitless Hoist Solution

The Pitless Hoist

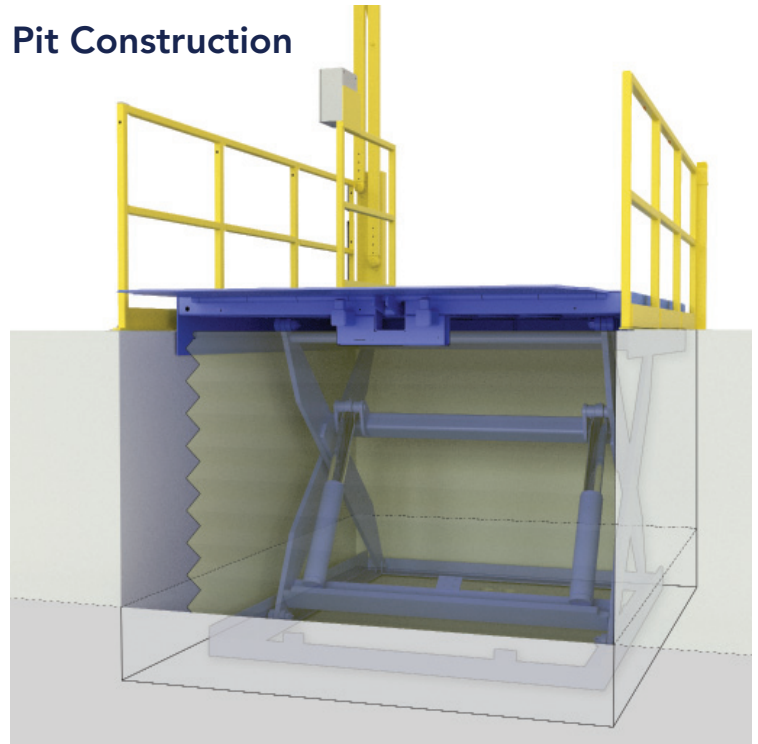


Pitless Design



- + No civil works, drop-in installation.
- + Cost effective with standard parts and simple servicing.
- Limited travel, capacity and platform options.

Pit Construction



- + Larger capacities, higher vertical travel.
- + Greater range of platform sizes and accessories.
- Expensive civil works - digging, drainage, cable routing etc.



Features




Overview

- LoLift is an ultra low profile scissor lift with a compressed height of just 40mm.
- Capacity of up to 1500kg and maximum height of 1300mm.
- Great for pallet trucks, trolleys and bins.
- No need to cut a pit unlike a traditional scissor.



Boom Gates & Handrails

- Safetech designed manual boom gates at both landings.
- Enclosed handrails prevent shear hazards and potential pinch points in tight environments.



Remote Power and Control System

- Easy maintenance and versatile positioning. This aids in providing the 40mm platform height.
- Weather-proof enclosure also available.



Reliable Protection, Improved Safety

- Safety bars & photo eye protection ensure safe operation.
- Encapsulated rollers to prevent tipping.
- Also includes maintenance props.



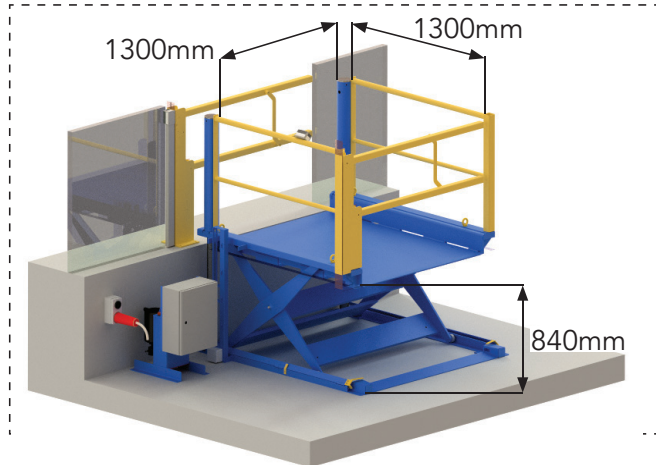
Finishes

- Non-slip platform treatments available.
- Professional colour scheme.
- Industrial enamel or 2-pack industrial paint.
- Optional powder coat handrails and gates.

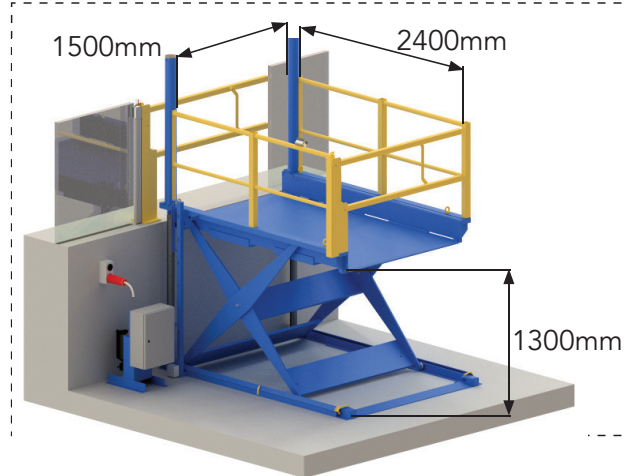
Details & More Information

Standard Models

AL800



AL1300



STANDARD SPECIFICATIONS

Lift Capacity:	1,000 - 1,500 kg	Descent Time:	Adjustable
Compressed Height:	40 mm	Descent Protection:	Safety bars & photo eye protection
Extended Height:	840 - 1,300mm	Surface Treatment:	Industrial Enamel
Elevation Time:	~24 Seconds	Warranty:	12 Months
Platform Size (LxW):	Min: 1,300 - 800mm Max: 2,400 - 1,600mm (Custom sizes available, call our sales team to discuss your needs)		

Optional Extras



SAFETY GATE & WALLS

Full height walls and gates at lower landing for added protection



ON-BOARD CONTROLS

2 button control station for onboard operation.



CUSTOM LOAD-LIP

For uneven loading dock environments.

PROUDLY DISTRIBUTED BY:



Matpack Limited

59A Mahunga Drive,
Mangere Bridge 2022
Auckland, New Zealand

W matpack.co.nz

M + 64 21 704 808

P + 64 9 413 6405